

Features:

- Low insertion force (1 oz. average per pin).
- Screw-machined terminals with multiple finger contacts for reliability.
- Closed bottom terminal for 100% anti-wicking of solder.
- Tapered entry for ease of insertion.
- Custom designs available.

Specifications:

Terminals:

Brass - Copper Alloy
(C36000) ASTM-B-16

Contacts:

Beryllium Copper
(C17200) ASTM-B-194

Solder Preform:

Standard: 63Sn/37Pb
Lead-free: 95.5Sn/4.0Ag/0.5Cu

Plating:

G - Gold over Nickel
M - Matte Tin over Nickel
T - Tin/Lead over Nickel


Gold per ASTM-B-488
Matte Tin per ASTM545-97
Tin/Lead per MIL-P-81728
Nickel per QQ-N-290

Table of Models

	<p>Description: Peel-A-Way® (KIS) Material: Polyimide Film Index: -269°C to 400°C (-452°F to 752°F)</p>	
	<p>Description: FR-4 (FIS) Material: FR-4 Fiberglass Epoxy Board Index: -40°C to 140°C (-40°F to 284°F)</p>	
	<p>Description: Molded (RIS) Mat'l: High Temp. Liquid Crystal Polymer (LCP) Index: -40°C to 260°C (-40°F to 500°F)</p>	

RIS replaces HCIS, HCS, CIS, and CS. KIS replaces KS. FIS replaces FS.

Options



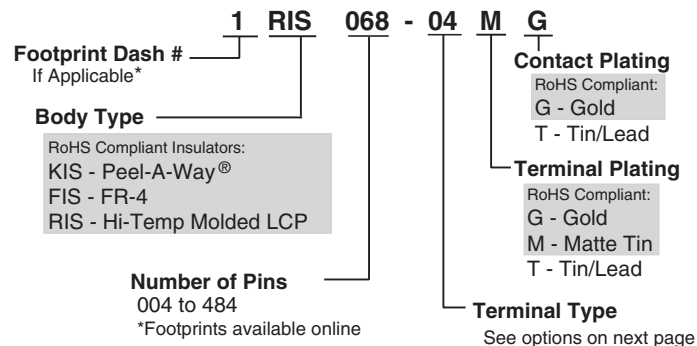
Tape Seal - add 3M to end of part number

- Removable tape seal protects plated contact in harsh environments
- Sealed socket will not allow dirt and other contaminants to enter socket chamber and become entrapped behind contact fingers
- Spray flux without contaminating contact area

Material

Silicone Backed Polyimide Film, -74°C to 260°C (-100°F to 500°F)
Intermittent to 371°C (700°F)

How To Order



Note: Terminals plated with Matte Tin are available only with Gold plated contacts.

Products shown covered by patents issued and/or pending. Specifications subject to change without notice.

inch/(mm)



5 Energy Way, West Warwick, RI 02893 USA
Tel: 800.424.9850 | 401.823.5200
Fax: 401.823.8723
info@advanced.com | www.advanced.com
Catalog 16A

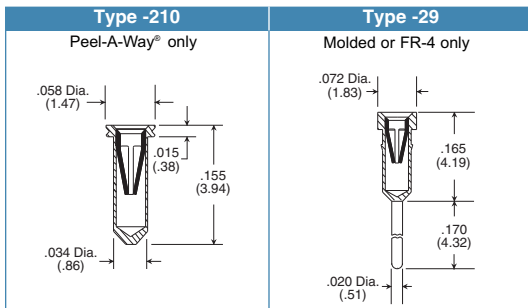
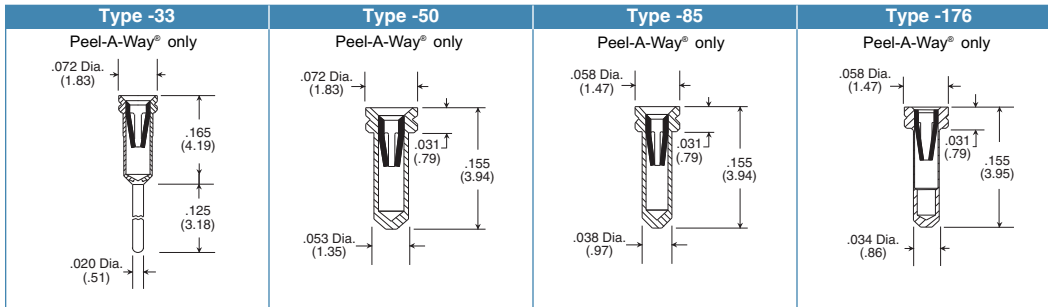
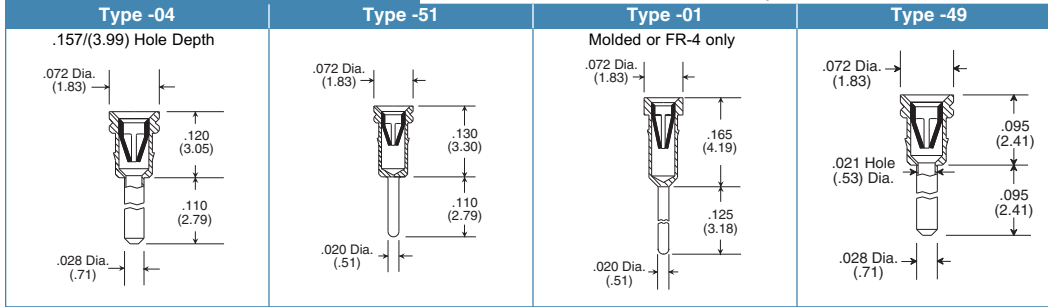
Low Insertion Force PGA Sockets

.100/(2.54mm) Standard Grid

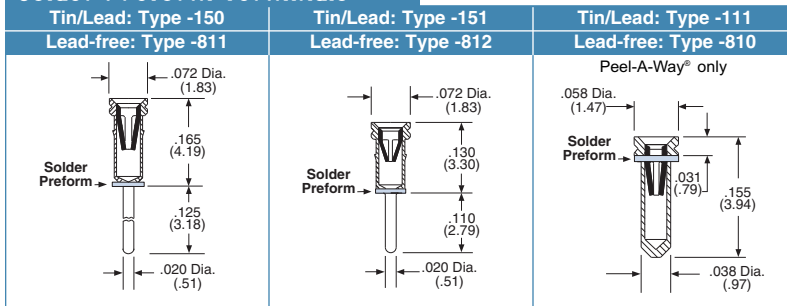
PGA Sockets

Standard Terminals

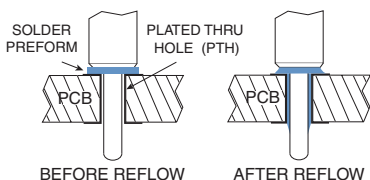

Additional standard and custom terminals available.
See Terminals section or consult factory.



Solder Preform Terminals




Intrusive Reflow Application



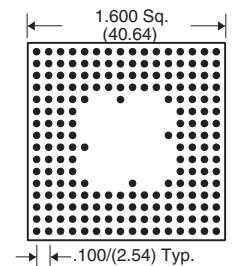
Solder Preform Terminals

- Combines the labor of socket loading and solder application into one operation.
- Eliminates the use of solder paste and screening operation.
- Eliminates solder bridges and/or solder shorts due to excess solder.
- Ensures a reliable solder joint with controlled solder volume.
- Ideal for surface mount and mixed technology applications.
- For custom solder preform terminal applications consult factory.



Footprints:

200 Pins
Footprint Number 200-1



16 x 16 rows

- Full grid insulators loaded to your specific footprint.
- Open centers available upon request (consult factory).
- Hundreds of footprints available online.
- Use our online Build-A-Part feature or download a Footprints Booklet in PDF format.

Available Online:

- Extraction Tools
- RoHS Qualification Test Report
- CAD Drawings



5 Energy Way, West Warwick, RI 02893 USA
Tel: 800.424.9850 | 401.823.5200
Fax: 401.823.8723
info@advanced.com | www.advanced.com
Catalog 16A